

2016 Mitsubishi Outlander 2.0G PHEV 4WD




Purchase Price **\$25,950**

Includes GST
Excludes on-road costs of \$350


Indicative repayments

\$165.73 per week*

Based on a 48 month term & no deposit.
Total repayments (208) = \$34,472.54



Gain peace of mind with Mechanical Breakdown Insurance. **Ask us how.**



an ASSURANT company

Top features

- » Adaptive cruise contro...
- » Air Conditioning
- » Automatic power rear g...
- » Body Kit (Aero)
- » CD Player
- » Central Locking
- » Child seat anchor poin...
- » Climate Control
- » Electric Mirrors (Retr...
- » Fog Lights
- » Heated Seats
- » Rear Wiper
- » Reverse Camera
- » Security System
- » Smart Key
- » Spoiler
- » VINZ Appraised

Body Style
5 door, SUV / 4x4

Odometer
50,641 km

Engine
2000 cc, Plug-In Hybrid

Fuel Type
Plug-in hybrid


Transmission
Automatic, 4WD

Wheels
Alloy

VIN
-

Interior
Black

Safety



Based on 2023 UCSR rating for 12-21 models

Reg No.
-

Ext Colour
White

History
-

Seats
5 seats, Leather

CO2 Emissions
★★★★☆
43 grams/km


Energy Economy
★★★★☆☆
Annual fuel cost of \$2,390
6.1L per 100km

Cost per year is an estimate based on petrol price of \$2.80 per litre and an average distance of 14000 km. Emissions and Energy Economy figures standardised to 3P WLTP.

Stock ID: 4648



MIG Cars - Lincoln Rd | Phone 021 507 578 | Email ev@migcars.co.nz
313 Lincoln Road, Addington, Christchurch 8024, New Zealand
www.migcars.co.nz



★★★★★
4.67 | 285 reviews

* MIG Cars - Lincoln Rd is not a lender nor a financial adviser. Any amounts displayed should not be seen as an offer of finance or taken as financial advice. The interest rate, fees and loan term used in this calculation may not actually represent those available from lenders. Actual interest rates, fees and loan terms will vary per lender and are typically based on an assessment of your credit risk and responsible lending criteria. Any repayment amounts displayed are indicative only and have been calculated using several other indicative inputs. The interest rate used in this calculation is an arbitrary 12.95%, however exact interest rates vary per lender. The term of the loan used in this calculation is 48 month. Exact terms available vary per lender although options typically include 6, 12, 18, 24, 36, 48 and 60 months. This calculation also includes a typical mandatory fee charged by lenders. This is a one-off establishment fee of \$495.00. Typically, this fee can be paid upfront or, as in this calculation, be capitalised over the contract term, ie. included in the loan amount. This fee can vary per lender and other non-mandatory fees and charges may also apply. The total amount of repayments has been calculated by multiplying 208 weekly repayments (based on a 48 month term) by the weekly repayment amount of \$165.73 which equals \$34,472.54. This calculator does not consider any of your own personal circumstances and we strongly suggest you seek budgeting advice prior to committing to any loan contract. Responsible lending criteria and lender terms and conditions will likely apply to any finalised loan contract. Proof of security and/or vehicle insurance may also be required before proceeding.